






Handwriting I

Name _____		
	sharp pencil	good posture
Date _____ Class _____		
	tripod grip	write beneath

Aa a	Bb b	Cc c	Dd d	Ee e	Ff f
Gg g	Hh h	Ii i	Jj j	Kk k	Ll l
Mm m	Nn n	Oo o	Pp p	Qq q qu	
Rr r	Ss s	Tt t	Uu u	Vv v	Ww w
Xx x	Yy y	Zz z	Debbie Hepplewhite's print and fully joined handwriting fonts		

Think carefully about the how the letter shapes are joined...

- There are **two** main joins:
 - 1) a **diagonal join** to half height
 - 2) a **washing line join**
- With letter e, the **diagonal join** has to **sweep round** to form the **e** (**egg**) and the **washing line join** has to **dip down** to form the **e** (**are**).
- When a letter that ends with a **washing line join** (o, r, v, w, x) is followed by a letter in the **c group** (c, a, d, s, g, o, q) a **hook over** is **added** to the **washing line join** to **reach the starting point** of the next letter (**oak**, **rag**, **van**, **want**, **exam**).

Name: _____

Date: _____

The c group of letter shapes:

c c c

a a a

d d d

s s s

q q q

o o o

qu qu qu

f f f

The c group of letter shapes:

c c c

a a a

d d d

s s s

q q q

o o o

qu qu qu

f f f

Name: _____

Date: _____

The c group of letter shapes:

c	cod
a	as
d	dad
s	sad
g	dog
o	odd
qu	quad
f	off

The c group of letter shapes:

c	cog
a	add
d	dogs
s	sags
g	gas
o	food
qu	squad
f	scoff

Name: _____

Date: _____

The ascender group of letter shapes:

f f f

l l l

t t t

h h h

b b b

k k k

to to to

hat hat

The ascender group of letter shapes:

f f f

l l l

t t t

h h h

b b b

k k k

lad tag

back sack

Name: _____

Date: _____

The low bridge group of letters:

r r r

n n n

m m m

p p p

pan man

pack mat

nap stamp

car star

The low bridge group of letters:

r r r

n n n

m m m

p p p

fan map

packs mats

snap lamp

bar scar

Name: _____

Date: _____

The dot and bowl letters:

i i i

j j j

u u u

y y y

ink imp

jar jug

yap yak

my fly

The dot and bowl letters:

i i i

j j j

u u u

y y y

sip tips

ajar jump

stay play

pudding

Name: _____

Date: _____

The zigzag letters and odd ones out:

v v v

w w w

x x x

z z z

e e e

egg have

very zoo

taxi wax

The zigzag letters and odd ones out:

v v v

w w w

x x x

z z z

e e e

jazz winter

heavy craze

what value

Name: _____

Date: _____

Practise with the washing line joins:

v v v

w w w

x x x

o o o

r r r

wave avoid

sixty wrong

right write

Practise with the washing line joins:

v v v

w w w

x x x

o o o

r r r

voice work

oxen toxic

extra exactly

Name: _____

Date: _____

Copy this famous phrase carefully
then write what happens next...

The quick brown fox jumps over
the lazy dog.

Write the days of the week:

Monday

Tuesday

Wednesday

Thursday

Friday

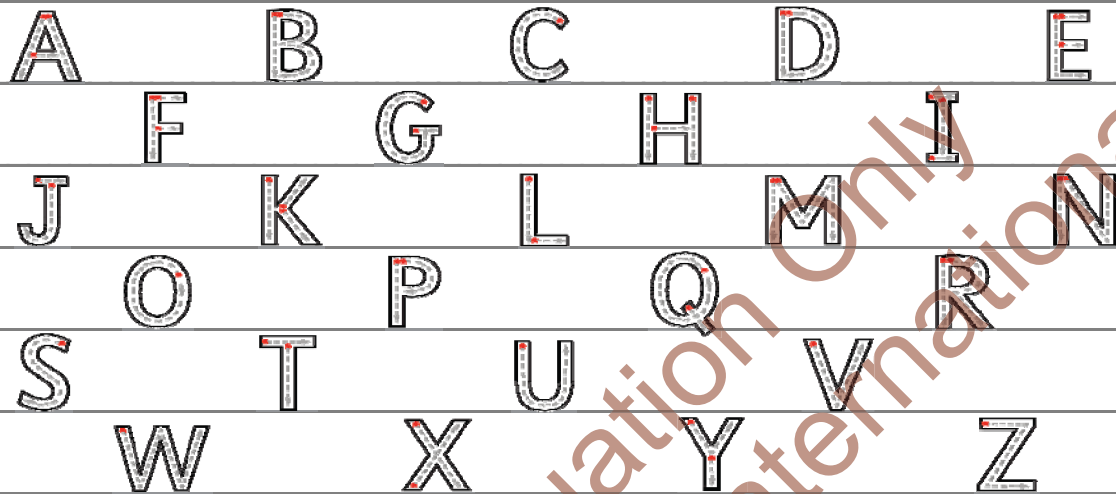
Saturday

Sunday

Name: _____

Date: _____

Refresh your formation of the capital letters - write 'inside' then copy:



You can write capital W or W.

Write the alphabet with capitals and lower case letters with lead-in strokes:

Handwriting practice lines for writing the alphabet with capitals and lower case letters with lead-in strokes. The section contains eight sets of horizontal lines for practice.

Name: _____

Date: _____

Write the months of the year:

January

February

March

April

May

June

July

August

September

October

November

December

Name: _____

Date: _____

Write all the numbers up to thirty
in words - all in lower case:

one two three four five six
seven eight nine ten eleven
twelve thirteen fourteen fifteen

Comments: _____